

HORTON BRASSES, INC.

MAKERS OF FINE HARDWARE

~ SINCE 1936 ~

Digital Catalog 2019

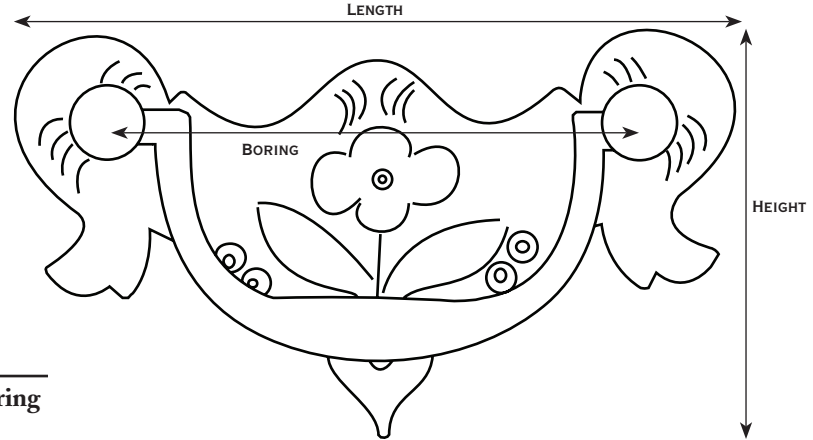
Queen Anne



HCH-19 Queen Anne Chased Pulls

The hand chased brasses here date from 1680-1760, and are some of the earliest American hardware. Chasing is placed individually by hand stamping a design with a hand made punch.

Our pulls are still chased by hand - each is unique. Chasing patterns are faithful copies of period patterns, and each tool is carefully handmade.



HCH-19L 2³/₄" ACTUAL SIZE

Dimensions

	length	height	projection	boring
HCH-19	3 ³ / ₈ "	1 ⁷ / ₈ "	15/ ₁₆ "	2"
HCH-19	3 ³ / ₈ "	1 ⁷ / ₈ "	3/ ₈ "	2 ¹ / ₂ "
HCH-19E	3 ³ / ₈ "	1 ⁷ / ₈ "	-	-

Dimensions

	length	height	projection	boring
HCH-19L	3 ³ / ₄ "	2 ¹ / ₈ "	3/ ₈ "	2 ³ / ₄ "
HCH-19L	3 ³ / ₄ "	2 ¹ / ₈ "	3/ ₈ "	3"
HCH-19LE	3 ³ / ₄ "	2 ¹ / ₈ "	-	-

Available
Finishes



See the rest of the finishes online at
<http://www.horton-brasses.com/queenannedrawer.asp>



*Post and Nut
Fitting*



*Machine Screw
Fitting*

*Drawer pulls come
with the option of
either post and nut
fittings or machine
screw fittings.*



HCH-19 Light Antique



HCH-19E Antique



**HORTON
BRASSES, INC.**

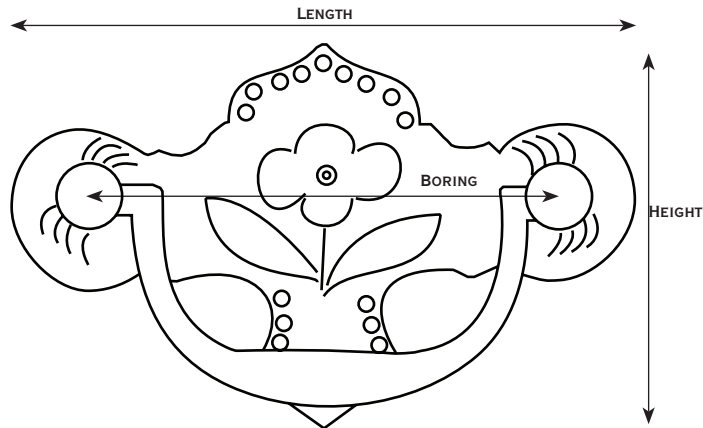
QA-1 Queen Anne Chased Pulls

Early style hand chased Queen Anne brass pulls. As with the originals, the chasing is done by stamping the design in with series of handmade punches and a hammer.

Our pulls are still chased by hand today-no two pulls are the same.

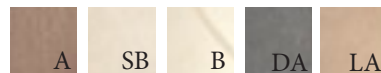
Dimensions

	length	height	projection	boring
QA-1	3 ¹ / ₄ "	2"	3 ³ / ₈ "	2 ¹ / ₂ "
QA-1E	3 ¹ / ₄ "	2"	-	-



QA-1 2¹/₂" ACTUAL SIZE

Available
Finishes



See the rest of the finishes online at
<http://www.horton-brasses.com/queenannedrawer.asp>

QA-2 Queen Anne Chased Pulls


The hand chased brasses here date from 1680-1760, and are some of the earliest American hardware. Chasing is placed individually by hand stamping a design with a hand made punch.

Our pulls are still chased by hand - each is unique. Chasing patterns are faithful copies of period patterns, and each tool is carefully handmade.

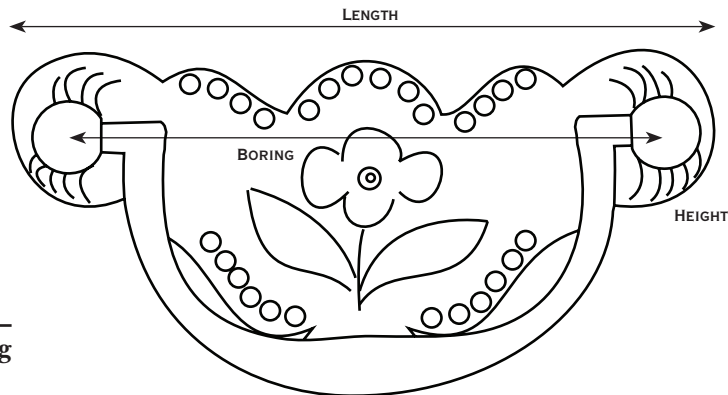
Dimensions

	length	height	projection	boring
QA-2	$3\frac{5}{8}$ "	$1\frac{3}{4}$ "	$\frac{3}{8}$ "	$2\frac{1}{2}$ "
QA-2	$3\frac{5}{8}$ "	$1\frac{3}{4}$ "	$\frac{3}{8}$ "	3"
QA-2E	$3\frac{5}{8}$ "	$1\frac{3}{4}$ "	-	-

Available
Finishes



See the rest of the finishes online at
<http://www.horton-brasses.com/queenannedrawer.asp>

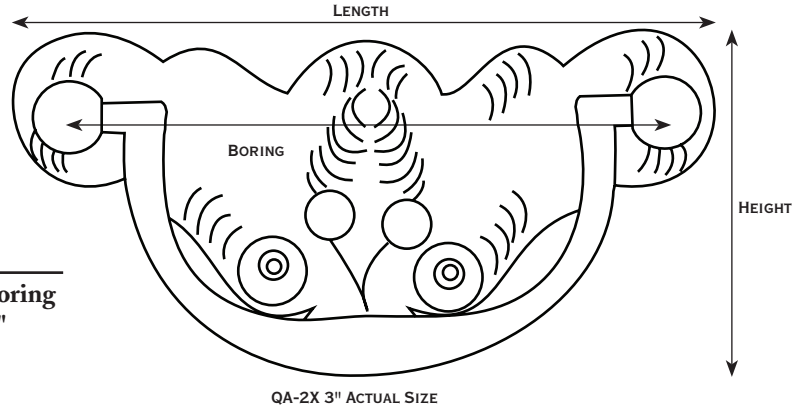


QA-2 3" ACTUAL SIZE



QA-2X Queen Anne Chased Pulls

The wheat pattern chased Queen Anne pull. Hand chased one at a time—a bit differently than the more commonly reproduced flower patterns. Available in all five brass finishes.



Dimensions

	length	height	projection	boring
QA-2X	$3\frac{5}{8}$ "	$1\frac{3}{4}$ "	$\frac{3}{8}$ "	3"
QA-2XE	$3\frac{5}{8}$ "	$1\frac{3}{4}$ "	-	-



Available
Finishes

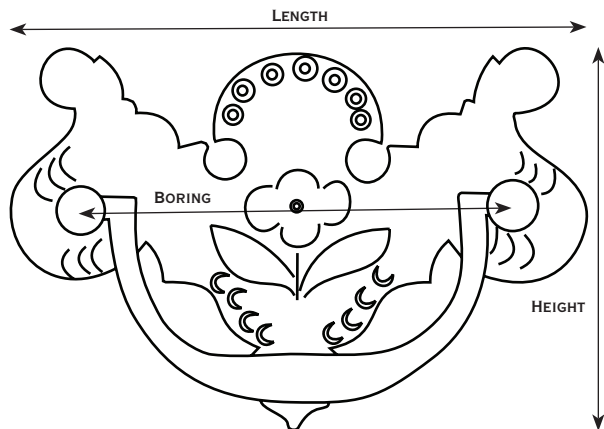


*Hardware shown in the Dark Antique finish.
See the rest of the finishes online at
<http://www.horton-brasses.com/queenannedrawer.asp>*

HCCH-3 Queen Anne Chased Pulls

Later period Queen Anne chased pull. Why is it later? the more intricate shape of the plate is due to improvements in the production techniques of the era. Hand chased one at a time, as always. Available in all five bass finishes.

Available
Finishes



Dimensions

	length	height	projection	boring
HCCH-3	4"	2 $\frac{1}{2}$ "	$\frac{3}{8}$ "	3"
HCCH-3E	4"	2 $\frac{1}{2}$ "	-	-

Hardware shown in the Antique finish.

See the rest of the finishes online at

<http://www.borton-brasses.com/queenannedrawer.asp>



**HORTON
BRASSES, INC.**

